

# SMD Power Inductor

## 0640CDMCC/DS



Recommended Type

### Description

- Metal compound molding type construction
- Magnetically shielded
- Low audible core noise
- Suitable for large current
- L×W×H: 7.4×6.8×4.0mm Max.
- Product weight: 1.0g (Ref.)
- Moisture Sensitivity Level: 1
- RoHS compliance and Halogen free available



### Environmental Data

- Operating temperature range: -55°C~+125°C (including coil's self temperature rise)
- Storage temperature range: -55°C~+125°C

### Packaging

- Carrier tape and reel packaging.
- 1,000pcs per reel.

### Applications

- Ideally used in notebook, ultrabook, tablet PC, LCD display, Server application
- High current, POL converters
- Low profile, high current power supplies
- Battery powered devices
- DC/DC converter in distributed power systems

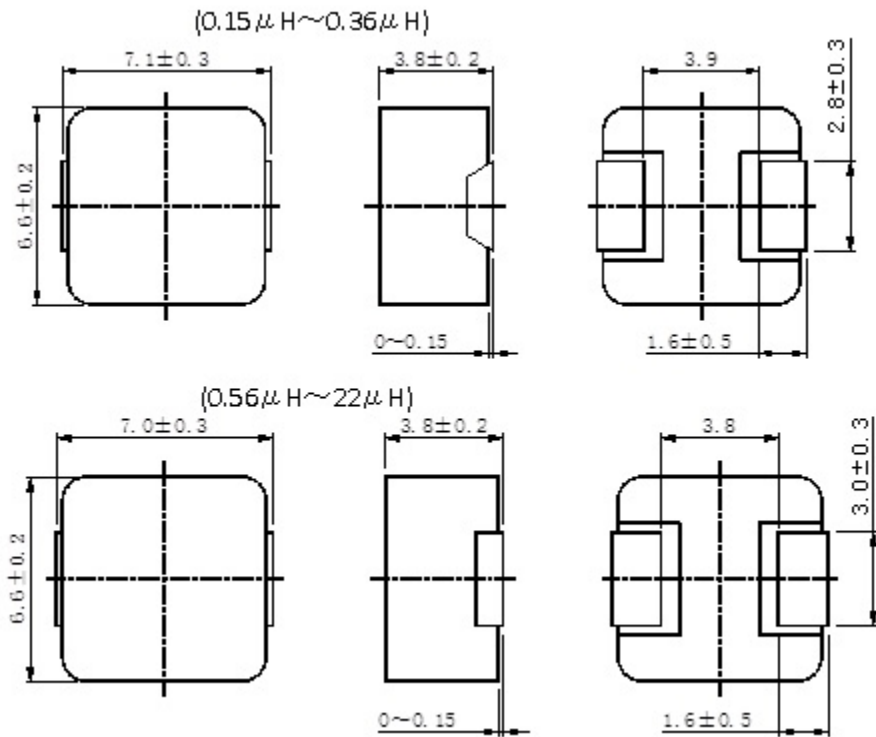
# SMD Power Inductor

## 0640CDMCC/DS

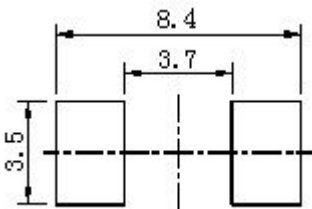


Recommended Type

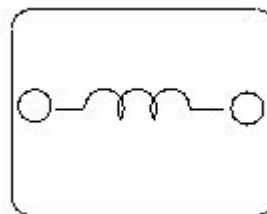
### Dimension - [mm]



### Recommended Land pattern - [mm]



### Wire Connection



# SMD Power Inductor

## 0640CDMCC/DS



### Electrical Characteristics

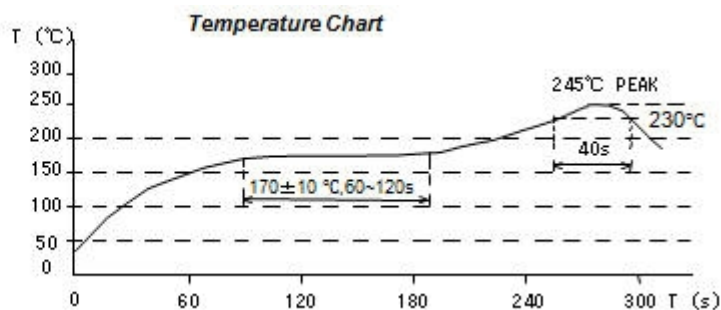
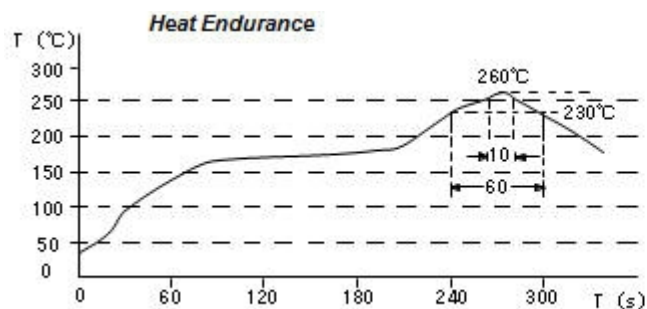
Part Number	Inductance [Within] ( $\mu$ H) ※1	D.C.R. at 20°C Max.(Typ.) (m $\Omega$ )	Saturation Current (A) Max.(Typ.) ※2	Temperature Rise Current (A) Max.(Typ.) ※3
0640CDMCCDS-R15MC	0.15 $\pm$ 20%	0.73 (0.66)	42.50 (50.00)	(45.00)
0640CDMCCDS-R24MC	0.24 $\pm$ 20%	1.15 (1.00)	25.00 (28.50)	(38.00)
0640CDMCCDS-R36MC	0.36 $\pm$ 20%	1.70 (1.50)	22.50 (26.50)	(27.00)
0640CDMCCDS-R56MC	0.56 $\pm$ 20%	3.90 (3.30)	20.00 (24.00)	(20.00)
0640CDMCCDS-1R0MC	1.00 $\pm$ 20%	6.80 (5.50)	13.50 (16.00)	(15.00)
0640CDMCCDS-1R5MC	1.50 $\pm$ 20%	8.20 (6.80)	9.70 (11.50)	(14.00)
0640CDMCCDS-2R2MC	2.20 $\pm$ 20%	10.80 (8.60)	9.40 (11.00)	(12.00)
0640CDMCCDS-3R3MC	3.30 $\pm$ 20%	21.50 (18.00)	8.50 (10.00)	(8.00)
0640CDMCCDS-4R7MC	4.70 $\pm$ 20%	35.00 (29.00)	8.00 (9.50)	(5.70)
0640CDMCCDS-6R8MC	6.80 $\pm$ 20%	45.50 (37.50)	6.00 (7.00)	(5.00)
0640CDMCCDS-100MC	10.00 $\pm$ 20%	68.50 (57.00)	5.20 (6.20)	(4.20)
0640CDMCCDS-150MC	15.00 $\pm$ 20%	89.00 (74.50)	3.90 (4.60)	(3.80)
0640CDMCCDS-220MC	22.00 $\pm$ 20%	133 (110)	3.20 (3.80)	(3.30)

※1 Measuring frequency Inductance at 100kHz 1V.

※2 Saturation current: This indicates the value of D.C. current when the inductance becomes 30% lower than its initial value.

※3 Temperature rise current: The actual value of D.C. current when the temperature of coil becomes  $\Delta T=40^{\circ}\text{C}$  ( $T_a=25^{\circ}\text{C}$ ). (Test board condition: FR4, Copper=70  $\mu$ m, four-layer PWB t=1.6mm)

### Solder Reflow Condition



# SMD Power Inductor

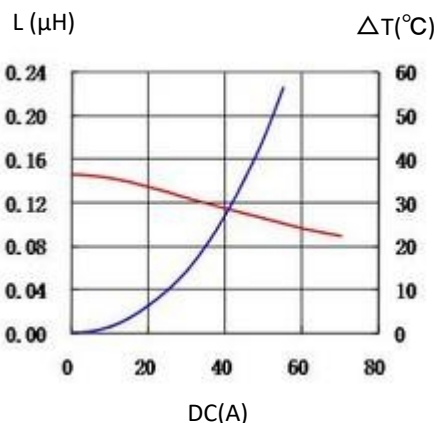
## 0640CDMCC/DS



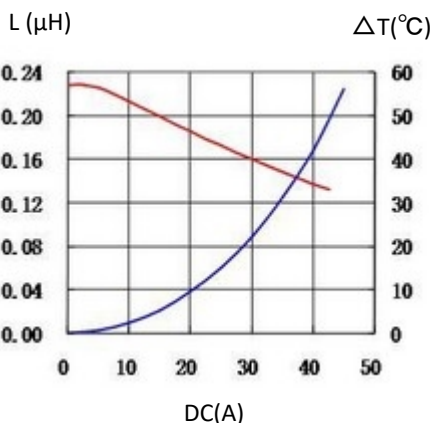
### Saturation Current & Temperature Rise Graph

— L (20°C)    —  $\Delta T$

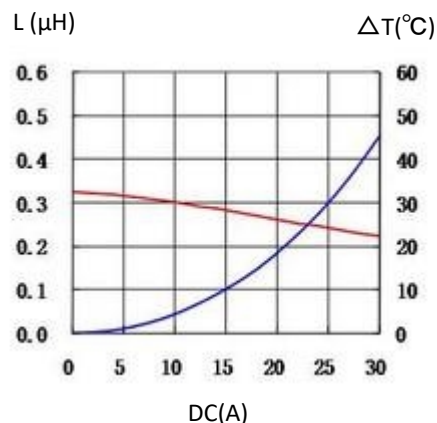
1. 0640CDMCCDS-R15MC



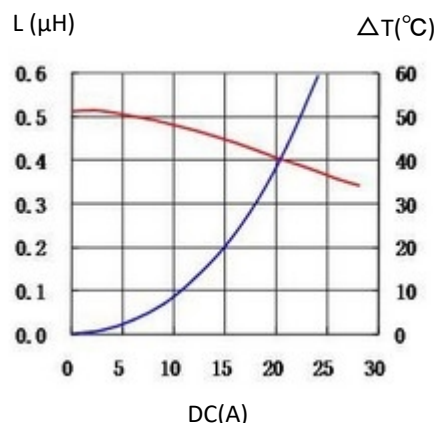
2. 0640CDMCCDS-R24MC



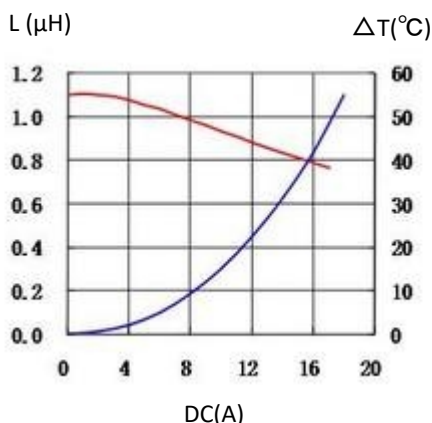
3. 0640CDMCCDS-R36MC



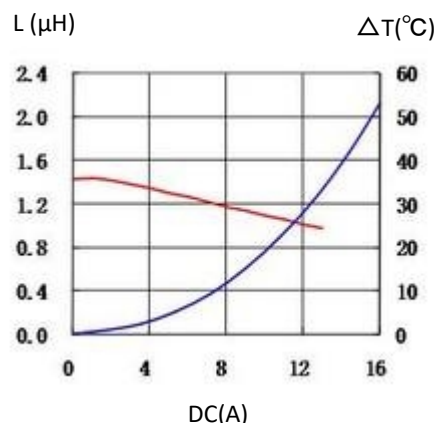
4. 0640CDMCCDS-R56MC



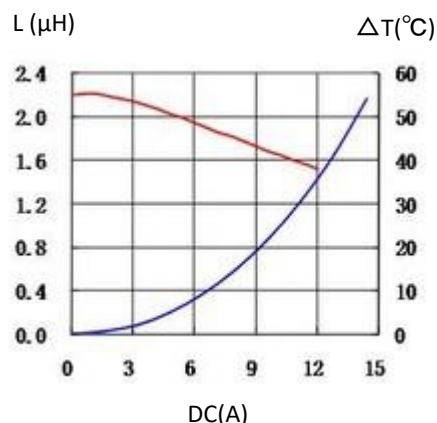
5. 0640CDMCCDS-1R0MC



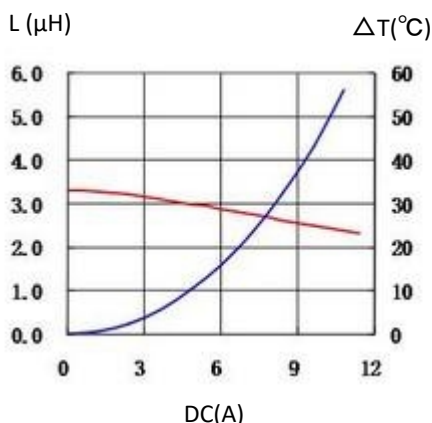
6. 0640CDMCCDS-1R5MC



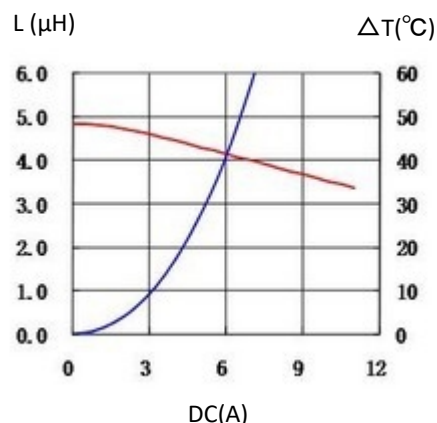
7. 0640CDMCCDS-2R2MC



8. 0640CDMCCDS-3R3MC



9. 0640CDMCCDS-4R7MC



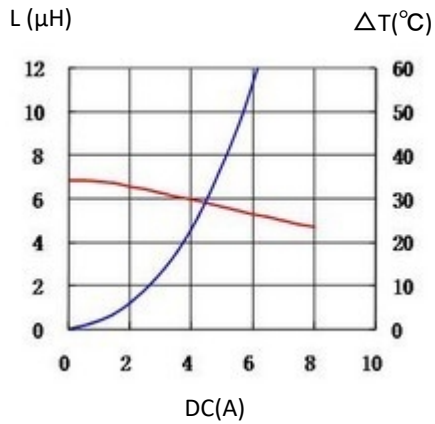
Note: This specification is subject to change without notice. Please contact your nearest sales office for updated information when placing an order.

# SMD Power Inductor

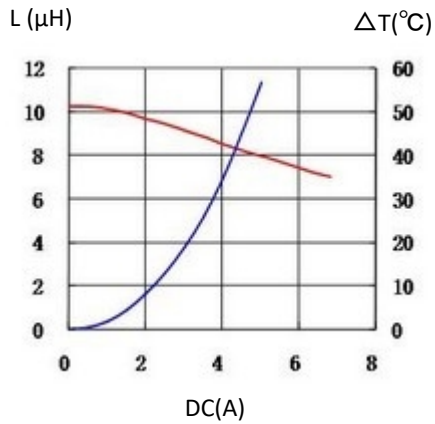
## 0640CDMCC/DS



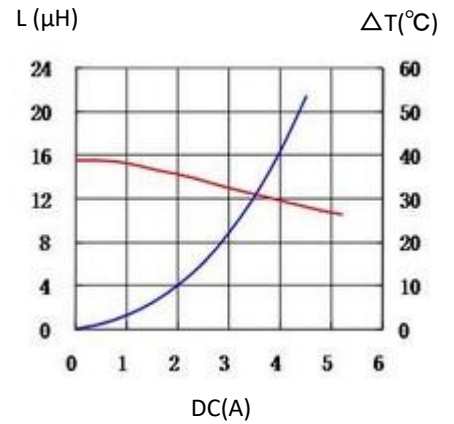
10. 0640CDMCCDS-6R8MC



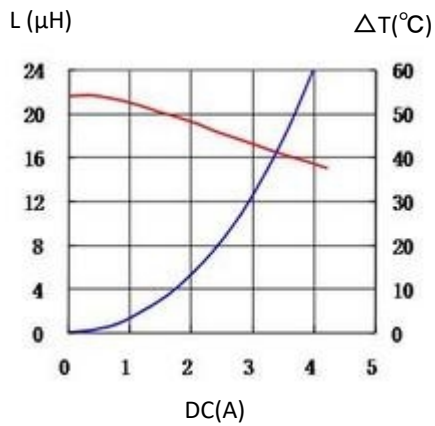
11. 0640CDMCCDS-100MC



12. 0640CDMCCDS-150MC



13. 0640CDMCCDS-220MC



For sales office information, please [click here](#) to visit our website.